

# 2022-23 Annual Community Planning & Partnership (CPP) Virtual Session

June 1, 2023



CATHOLIC DISTRICT SCHOOL  
BOARD OF EASTERN ONTARIO



**UPPER  
CANADA**

DISTRICT SCHOOL BOARD

# Welcome

- Information includes data from CDSBEO and UCDSB
- Information shared with community partners including:
  - municipalities / counties
  - childcare partners
  - other community service organizations



# Agenda

1. Background
2. Community Planning and Partnerships
  - a) Board Policies and Application Process
  - b) Facilities that Qualify for Partnership Opportunities
3. Long-term Enrolment Projections / Space Utilization
4. Capital Planning, Programs and Community Use Updates
5. Questions/Comments

# 1. CDSBEO



The CDSBEO's Strategic Plan focuses on four tenets:

- Believing
- Protecting
- Learning
- Nurturing

All tenets support CDSBEO's active pursuit of joint partnerships and optimal use of resources

# 1. UCDSB



## CRITICAL SUCCESS FACTORS

<p>Collaboration</p> <p><b>C</b></p> <p>To be engaged and to engage others in shared work that benefits our students and schools.</p>	<p>Resources</p> <p><b>R</b></p> <p>Management of resources to maximize opportunities for our students.</p>
<p>Education</p> <p><b>E</b></p> <p>Innovative and responsive programs that address the learning needs of all students.</p>	<p>Wellness</p> <p><b>W</b></p> <p>Caring and supportive environments that foster individual wellness and a sense of belonging for students and staff.</p>

Our mission, “**we prepare all students for a successful life**” is guided by a three-year Strategic Plan known as CREW, which sets out various projects to improve student achievement and wellness.

These projects fall under four general areas:

- Collaboration
- Resources
- Educational Programs
- Wellness

# 1. Background on Community Planning and Partnerships

---

## **Community Planning and Partnerships Guideline (CPPG)**

The Ministry of Education remains committed to updating the CPPG to enhance planning and reporting practices, after consultation with partners through the Minister's Reference Group.

Until the new guideline is in place, school boards continue to use the existing CPPG and to convene their annual Community Planning and Partnerships meeting(s).

## 2. a) Board Policies – Sharing Common Objectives

	CDSBEO	UCDSB
<b>Link to Details in Policy</b>	<ul style="list-style-type: none"><li>• <a href="#">CDSBEO Policy C6</a>: Community Planning &amp; Partnerships</li></ul>	<ul style="list-style-type: none"><li>• <a href="#">UCDSB Policy 4002</a> Facility Collaboration</li></ul>
<b>General Partnership Eligibility</b>	<ul style="list-style-type: none"><li>• Entities that provide competing educational services, such as tutoring services or private schools, are not eligible.</li><li>• Not intended to prevent the Board from building, renovating or closing schools or from disposing of surplus assets when required.</li><li>• Partners must cover their own construction, capital, operational and administrative costs, property taxes if applicable, and the costs of any necessary renovations associated with ensuring student safety.</li></ul>	

## 2. a) Board Policies – Sharing Common Objectives

	CDSBEO	UCDSB
<p><b>Facility Qualifying Criteria</b> (for lease of space in open and operating schools)</p>	<ul style="list-style-type: none"> <li>Facilities have been 60% utilized or less for the past two years and/or have had 200 or more unused pupil places for at least the past two years</li> <li>Facilities that are projected to be 60% utilized or less for the next five years</li> <li>Facilities that have space that is not required for Board programming.</li> </ul>	<p>The Board will consider facility collaboration for buildings that meet one or both of the following criteria:</p> <ul style="list-style-type: none"> <li>“A utilization rate of less than 60% for the last two years, <b>and/or</b></li> <li>200 or more unused pupil places.”</li> </ul>
<p><b>Application Process</b></p>	<p><u><a href="#">Partnership Project Application Form</a></u></p>	<p>Email request to <u><a href="mailto:cpp@ucdsb.on.ca">cpp@ucdsb.on.ca</a></u></p>



# 2. b) 2022-23 CDSBEO Schools Meeting Space Availability Criteria

---

School Name	2022-23 % Utilization	2022-23 Surplus Spaces
St. Francis Xavier, Brockville	34.6%	172



## 2. b) 2022-23 UCDSB Schools Meeting Space Availability Criteria

Family of Schools - School Name	2022-23 % Utilization	2022-23 Surplus Spaces
Almonte - Naismith Memorial Public School	56%	238
Athens - Meadowview Public School	47%	167
Brockville - Thousand Islands Secondary School (7-12)	80%	234
Carleton Place - Caldwell Street Public School	56%	250
Cornwall - Cornwall Collegiate & Vocational School (7-12)	57%	584
Gananoque - Gananoque Secondary School (7-12)	61%	304
Gananoque - Linklater Public School	45%	201
Glengarry - Glengarry District High School (7-12)	33%	625

## 2. b) 2022-23 UCDSB Schools Meeting Space Availability Criteria

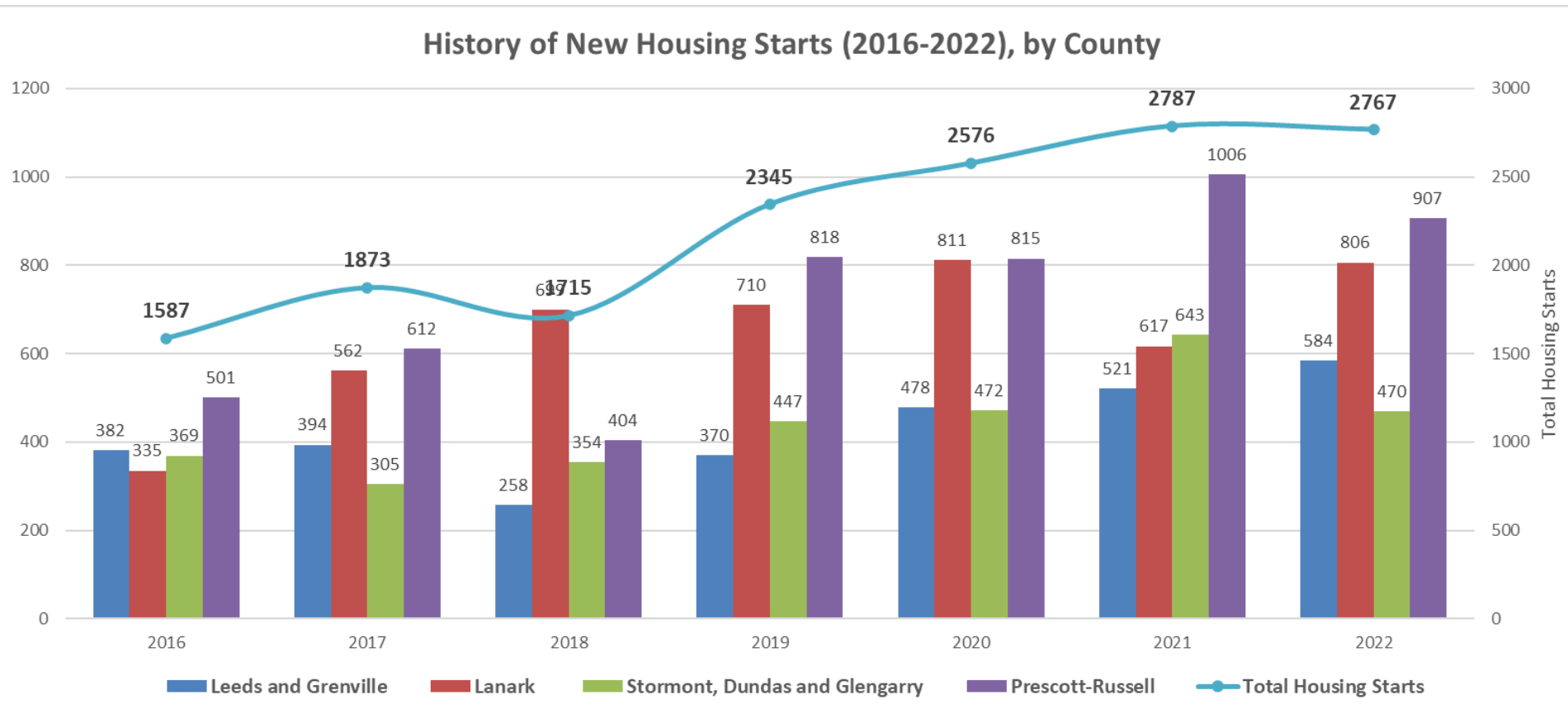
Family of Schools - School Name	2022-23 % Utilization	2022-23 Surplus Spaces
North Dundas - North Dundas District High School (7-12)	61%	322
North Grenville - Oxford-on-Rideau Public School	37%	154
Perth - Drummond Central School	59%	62
Perth - Glen Tay Public School	46%	166
Perth - Maple Grove Elementary School	49%	141
Perth - North Elmsley Elementary School	38%	138
Perth - Perth and District Collegiate Institute	77%	226
Rideau - Sweet's Corners Elementary School	29%	238

## 2. b) 2022-23 UCDSB Schools Meeting Space Availability Criteria

Family of Schools - School Name	2022-23 % Utilization	2022-23 Surplus Spaces
Seaway - Morrisburg Public School	48%	160
Seaway – Seaway District High School (7-12)	54%	316
South Grenville - South Grenville District High School (7-12)	47%	608
Tagwi - Maxville Public School	24%	266
Tagwi - Rothwell-Osnabruck Elementary School	30%	254

# 3. Housing Trends – by County

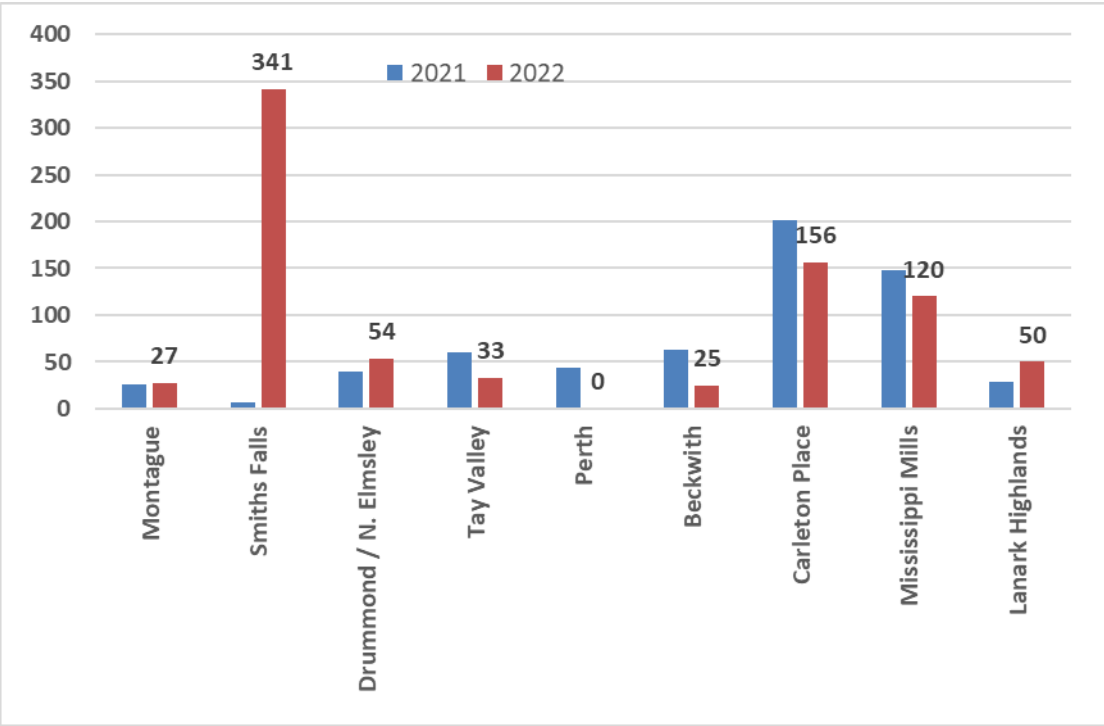
History of New Housing Starts (2016-2022), by County



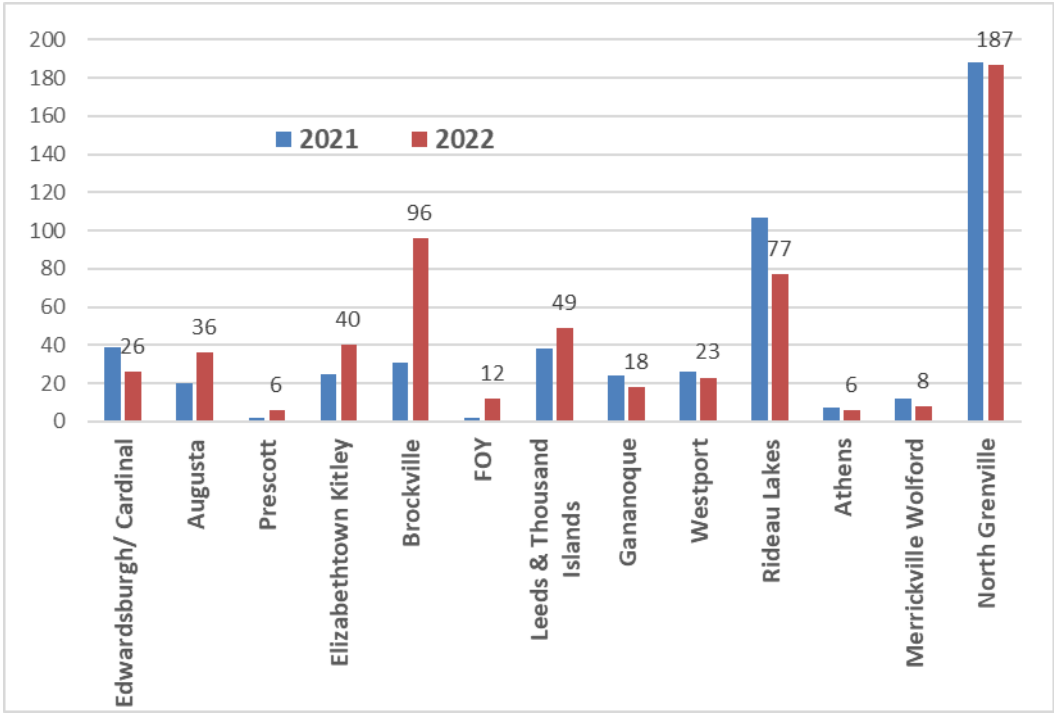
- Total new housing counts in our boards’ jurisdiction is stable compared to 2021.
- Of the 4 Counties, Prescott-Russell reported the highest number of new builds at just over 900.

# Housing Starts by Municipality 2021 and 2022

## LANARK

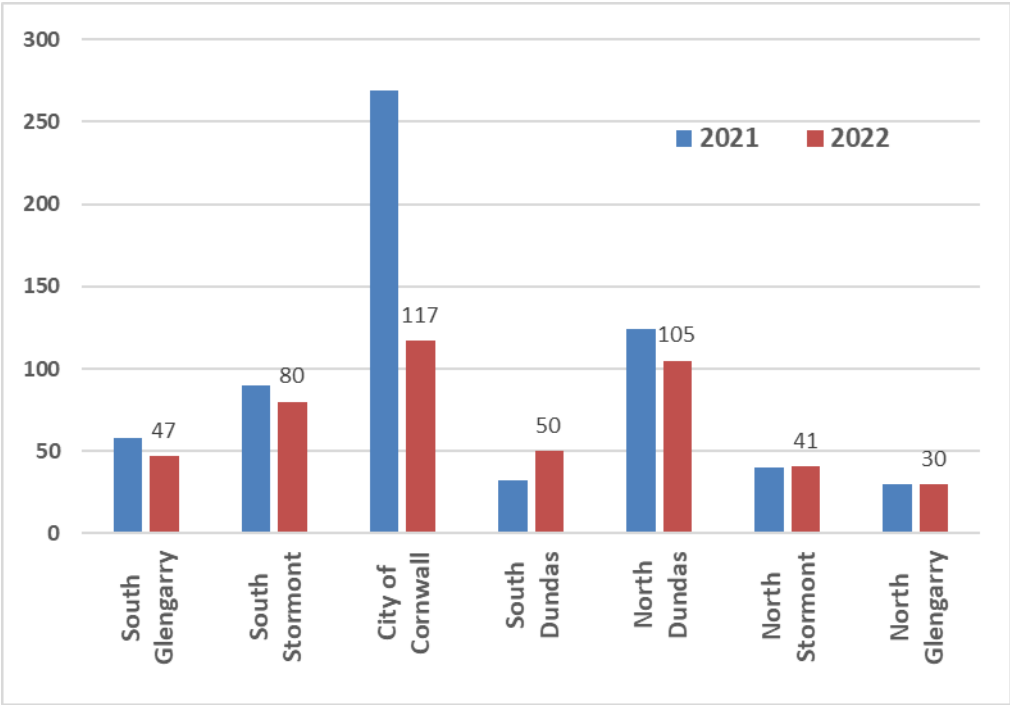


## LEEDS AND GRENVILLE

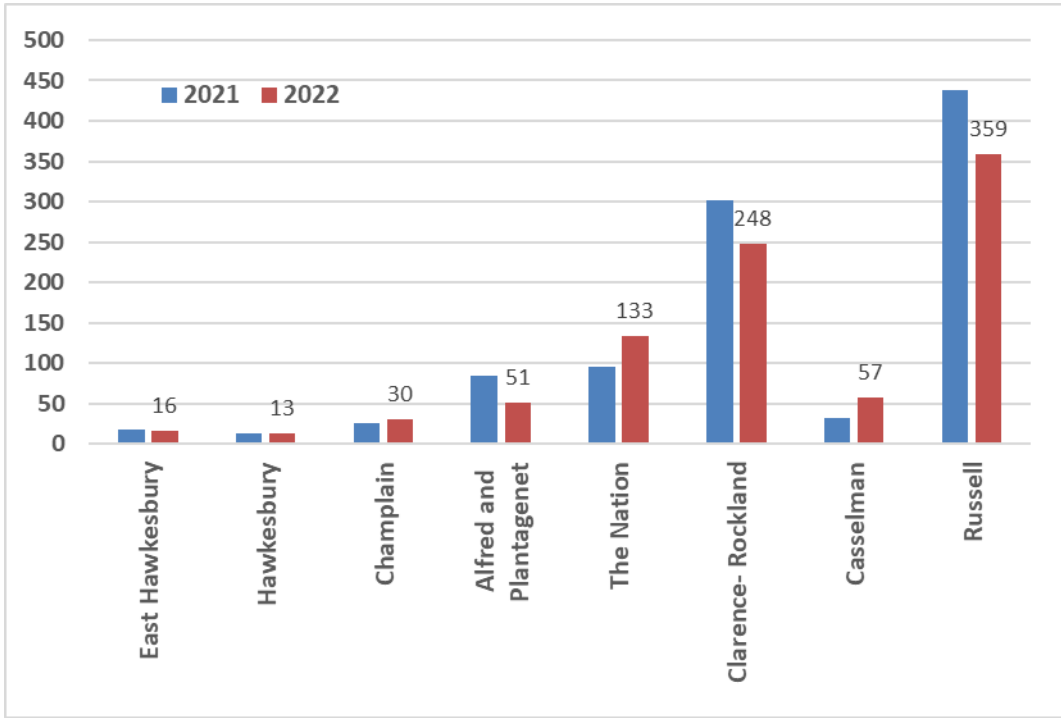


# Housing Starts by Municipality 2021 and 2022

## STORMONT, DUNDAS & GLENGARRY



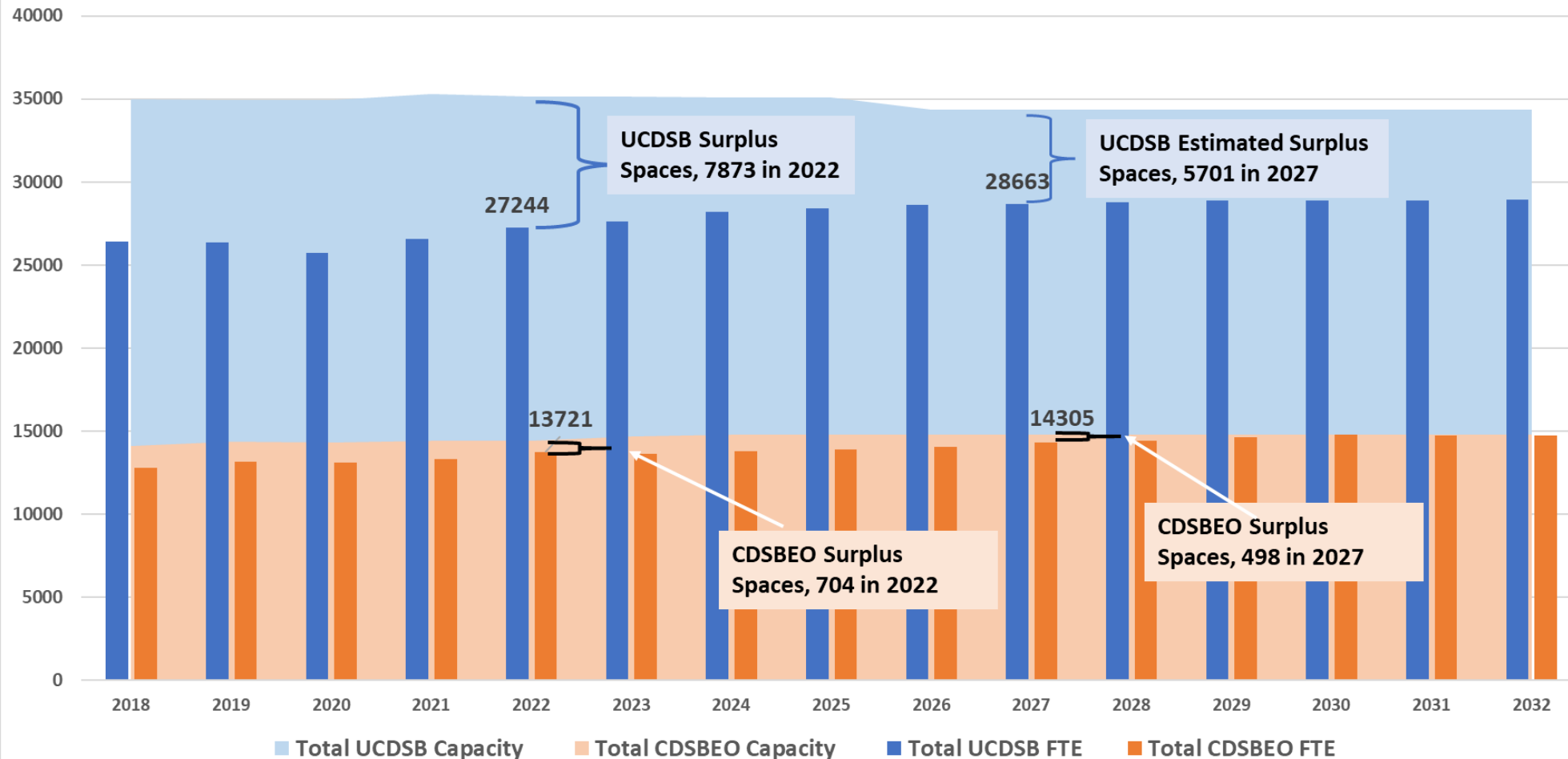
## PRESCOTT-RUSSELL



# 3. Long Term Total FTE Enrolment Trends and Utilization



UCDSB and CDSBEO FTE Enrolment Compared to Total OTG Capacity, 2018-2032



- There are currently 7873 surplus spaces in 2022, of the 35117 spaces in the system, approx 900 fewer surplus spaces than in 2021.
- There are currently 704 surplus spaces in 2022, of the 14,425 spaces in the system. This is about 400 fewer surplus spaces than in 2021.

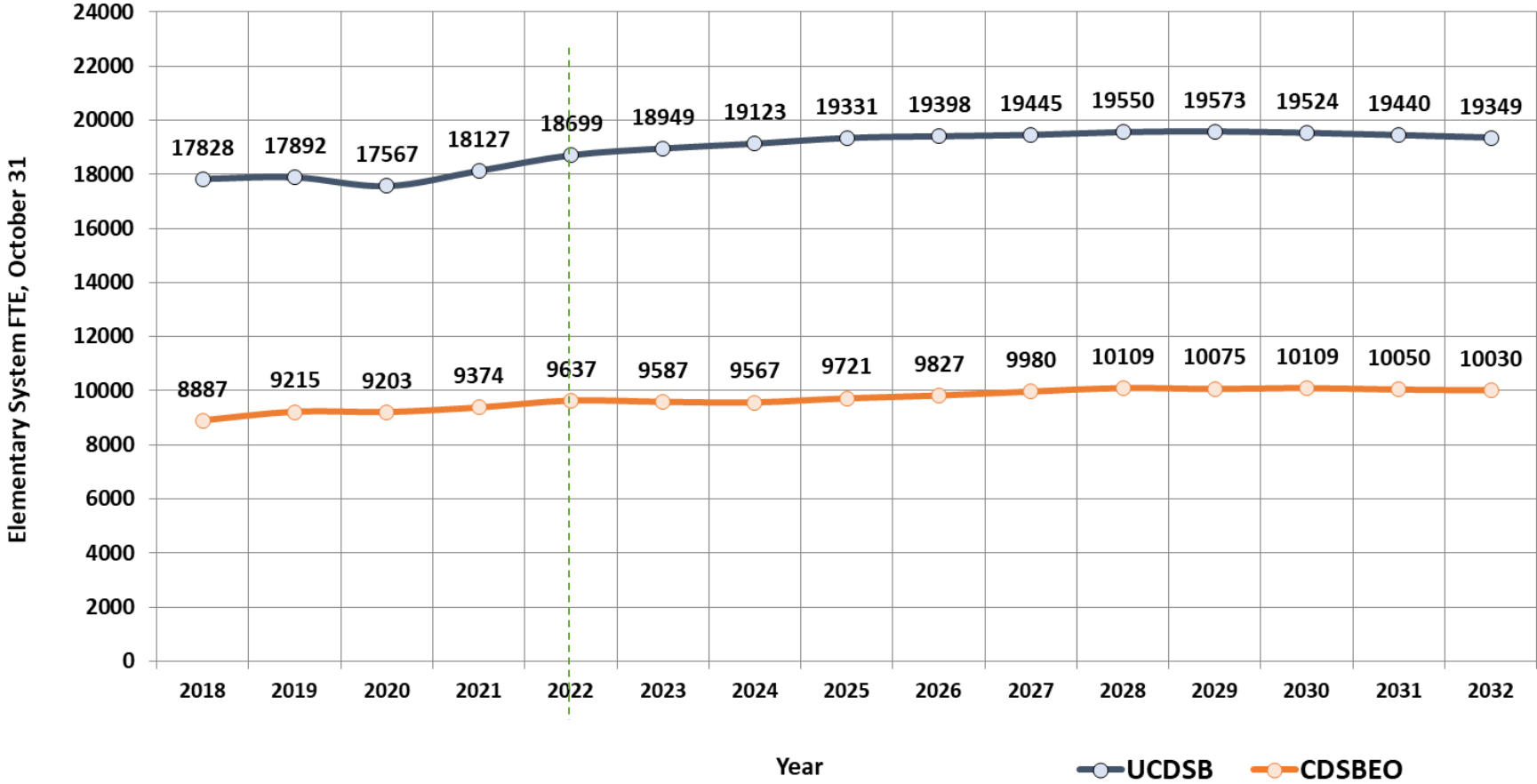


\*Note that on-the-ground (OTG) capacity guidelines such as pupil load per school may see changes due to recent class size changes, impacting boards' total OTG.



# 3. Elementary FTE Enrolment History & Projections (2018-2032)

Elementary Long Term Projections; Full Time Equivalent (FTE), October 31



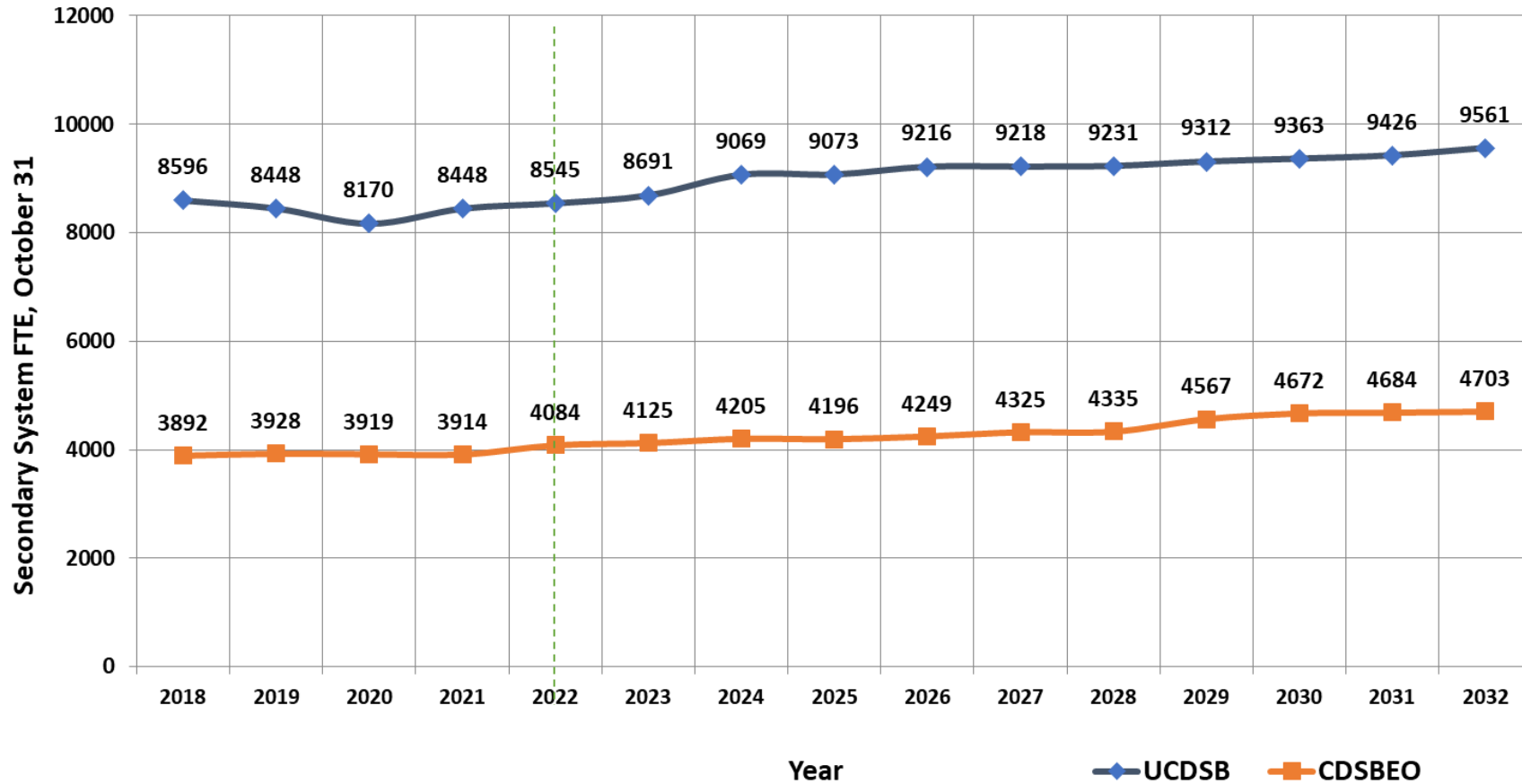
Increase of about 570 FTE from 2021 to 2022 and increase of 250 FTE projected into 2023.



Increase of about 260 FTE from 2021 to 2022 and slight decrease projected into 2023.

# 3. Secondary FTE Enrolment History & Projections (2018-2032)

Secondary Long Term Projections; Full Time Equivalent (FTE), October 31



Increase of about 100 FTE from 2021 to 2022 and increase of about 150 FTE projected into 2023.



Increase of 170 FTE from 2021 to 2022 and increase of 50 FTE projected into 2023.

### 3. CDSBEO 4 Year Enrolment Trends and Utilization



	Actual 2020-21	Actual 2021-22	Actual 2022-23	Projected 2023-24
Number of Schools	38	38	38	38
Total OTG Space	14,315	14,425	14,664	14,664
# Portables / Portapacs on Active School Sites (SFIS)	121	121	122	122
Total Elementary and Secondary FTE Enrolment, October 31	13,122	13,288	13,721	13,712
% Utilization of OTG Space – Total	91.7%	92.1%	93.6%	93.5%

### 3. UCDSB 4 Year Enrolment Trends and Utilization

	Actual 2020-21	Actual 2021-22	Actual 2022-23	Projected 2023-24
Number of Schools	79	79	78	78
Total OTG Space (not incl OTG for Alt. Ed)	34,932	35,304	35,117	35,117
# Portables / Portapacs on Active School Sites (SFIS)	65	67	67	67
Total Elementary and Secondary Enrolment, FTE October 31	25,737	26,575	27,244	27,640
% Utilization of OTG Space – Total	73.6%	75.2%	77.6%	78.7%

# 4. CDSBEO Capital Planning, Programs and Community Use Updates



## **New Construction**

- Mother Teresa Catholic School, Russell - 6 classroom addition

## **Planned Renovations**

- \$7.1M in School Renewal and School Condition Improvement projects for 2022-23

**Child Care Additions — N/A**

**Emergency Preparedness**

# 4. CDSBEO Community Use Update

Community Use Statistics	2019-20	2020-21	2021-22	2022-23 As of Apr 30-23
Total permits requested	1,528	39	488	1,014
Total permits approved	1,488	39	450	983
Approval rate	97.4%	100%	92.2%	96.9%
Total community use hours	21,842	814	11,697	13,876

# 4. UCDSB Capital Planning, Programs and Community Use Updates

---

## New Construction

- Brockville K-6 & Childcare / EarlyON Centers \$29.8 M (In Construction Phase)
- Cornwall 7-12 \$ 39.06 M (Reviewing potential sites for the new School)
- Williamstown PS Addition \$ 3.7 M (In Construction Phase)
- Westminster PS Gym Addition \$4.5 M (In Construction Phase)

## Planned Renovations

- \$37 M in COVID-19 Resilience Infrastructure Stream: Education Related (CVRIS-EDU), School Renewal, and School Condition Improvements Projects for 2022-2023

Major Program Changes – N/A

# 4. UCDSB Capital Planning, Programs and Community Use Updates

---

## Child Care Additions / Renovations

- Kemptville PS – Childcare & EarlyON Centre – Addition \$ 3.26 M (In Close-out Phase)
- Winchester PS – Childcare - Addition \$ 2.04 M (In Close-out Phase)
- Westminster PS – Childcare Renovations \$ .83 M (In Construction Phase)



# 4. UCDSB Community Use Update

<b>Community Use Statistics</b>	<b>2019-20</b>	<b>2020-21</b>	<b>2021-22</b>	<b>2022-23</b> <i>as of Apr 30-23</i>
Total permits requested	1016	94	338	545
Total permits approved	955	92	309	487
Approval rate	94%	97.9%	91.4%	89.3%
Number of participants	398,189	82,122	260,745	168,558
Total community use hours	26,669	3604	11,238	16,780

# Link to Board Resources

---

Additional Community Planning & Partnerships information is available at:

**Catholic District School Board of Eastern Ontario:**  
[Community Planning and Partnerships](#)



**Upper Canada District School Board:**  
[Community Planning and Partnerships](#)

